



3933 US ROUTE 11, CORTLAND, NEW YORK 13045, U.S.A.

Phone Number: 1-800-345-3851 Fax Number: 607-758-3648

PROJECT NO.: 3022866-311

DATE: February 10, 2009

TEST REPORT NO.: 3022866CRT-087

RENDERED TO:

Hubbell Premise Wiring
14 Lord's Hill Road
Stonington, CT. 06378

TEST:

C6 2-connector channel testing of the cabling configuration as defined in and to the requirements of TIA-568-C.2 (Draft 2.2), *Balanced Twisted Pair Telecommunications Cabling And Components Standard*, with internal channel parameter limits extended per guidelines of TIA TSB-155 (excluding ANEXT).

STATEMENT OF LIMITATIONS:

The purpose of this report is to provide electrical performance data on the test sample. It is not valid to use this report for any other purpose.

STANDARD USED:

ASTM D4566-98 dated December 1998, Standard Test Methods for Electrical Performance Properties of Insulations and Jackets for Telecommunications Wire and Cable.

TIA-568-C.2 (Draft 2.2): *Balanced Twisted Pair Telecommunications Cabling And Components Standard*, dated December 2008.

TSB-155, Guidelines for the Assessment and Mitigation of Installed Category 6 Cabling to Support 10GBASE-T dated March 2007.

AUTHORIZATION:

The project was authorized by, Dr. Shadi AbuGhazaleh, representing Hubbell Premise Wiring.


DATE OF TEST:

10/17/2008

TEST REPORT REVISION HISTORY:

First Issue: February 10, 2009 Original Document

This report is for the exclusive use of Intertek's Client and is provided pursuant to the agreement between Intertek and its Client. Intertek's responsibility and liability are limited to the terms and conditions of the agreement. Intertek assumes no liability to any party, other than to the Client in accordance with the agreement, for any loss, expense or damage occasioned by the use of this report. Only the Client is authorized to copy or distribute this report and then only in its entirety. Any use of the Intertek name or one of its marks for the sale or advertisement of the tested material, product or service must first be approved in writing by Intertek. The observations and test results in this report are relevant only to the sample tested. This report by itself does not imply that the material, product, or service is or has ever been under an Intertek certification program.



SAMPLE DESCRIPTION:

<u>Component ID</u>	<u>Manufacturer</u>	<u>Part Number</u>	<u>Description</u>
1, 7	Fluke Networks	DTX-1800	Fluke MAIN & REMOTE Units
2,6	Hubbell	PS610XX ¹	10' C6 Patch Cords
3,5	Hubbell	SJ6	Shielded C6 Jack
4	Hubbell	C6FTPSPX ²	C6 FTP CMP Cable

- 1. 'XX' is color of patch cords (blue, gray)
- 2. 'X' is the color of cable (black, blue, etc...)

EQUIPMENT LIST:

The following equipment was employed in conducting the tests.

<u>Equipment Used</u>	<u>Model Number</u>	<u>Serial Number</u>	<u>Calibration Date</u>
Fluke Networks (Portable Cable Analyzer)	DTX-1800	8582073	04/29/08

RESULTS:

See appendix A for the test results.

CONCLUSION:

The channel configuration, as previously described, was tested under the SAT program of Intertek in accordance with the standard contained herein, and did comply with the indicated applicable transmission requirements. Alien Crosstalk was not measured.

These procedures and requirements were taken from the standards referred to on page 1.

Reviewed and approved by:

Antoine Pelletier

Antoine Pelletier
 Engineer
 Global Cabling Products Testing

Kathy Heath

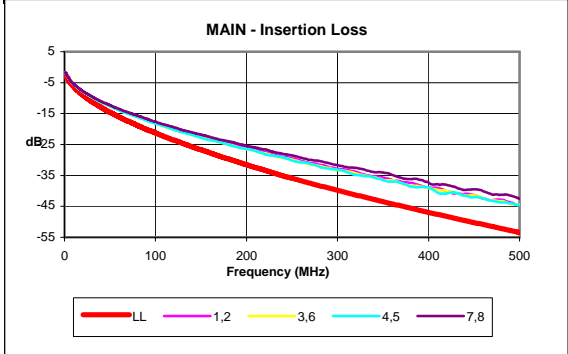
Kathy Heath
 Project Coordinator
 Global Cabling Products Testing

Appendix A
Test results

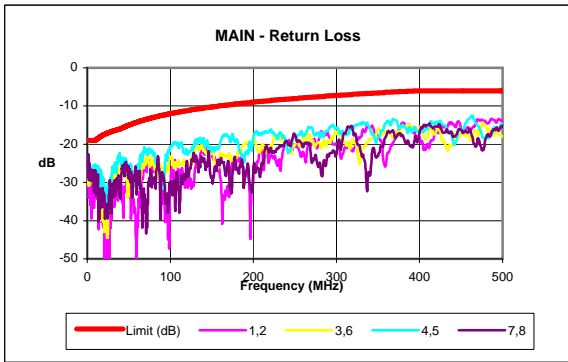
Any data reported above 500 MHz is for indication only.

This appendix contains 4 Pages.

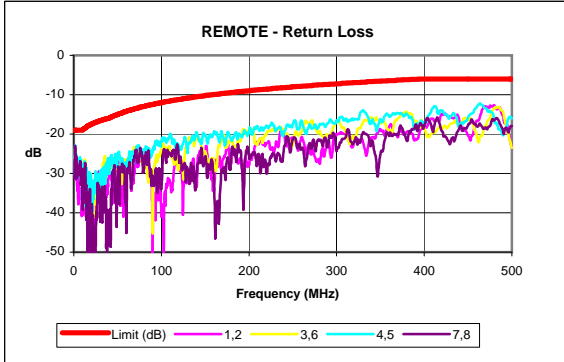
TEST REPORT 3022866-087



Frequency	Worst Case	TIA Spec
1	-1.6	-3.0
10	-5.5	-6.3
31.3	-9.9	-11.4
62.5	-14.2	-16.5
100	-18.3	-21.3
155	-23.2	-27.2
200	-26.6	-31.5
250	-30.2	-36.0
350	-36.6	-43.5
500	-44.6	-53.4

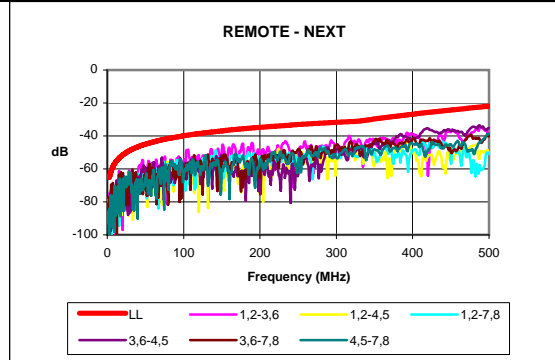
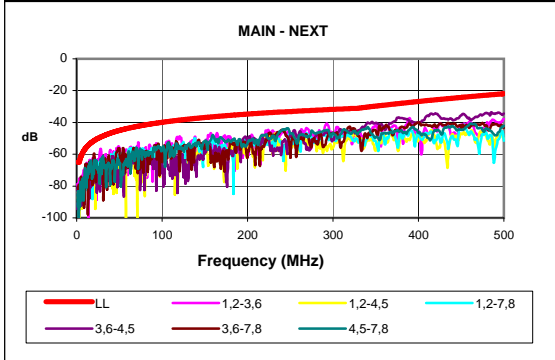


Frequency	Worst Case	TIA Spec
1	-27.6	-19.0
10	-25.9	-19.0
31.3	-26.9	-16.5
62.5	-25.8	-14.0
100	-20.8	-12.0
155	-20.8	-10.1
200	-18.3	-9.0
250	-17.4	-8.0
350	-15.9	-6.6
500	-14.5	-6.0



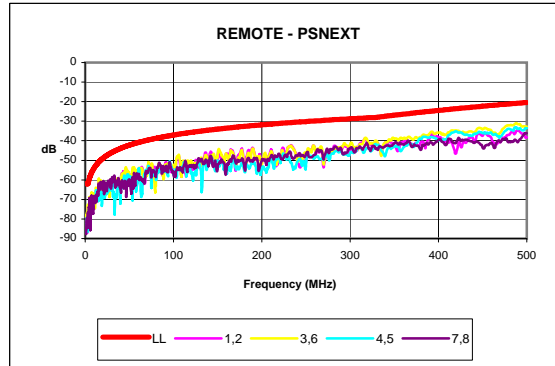
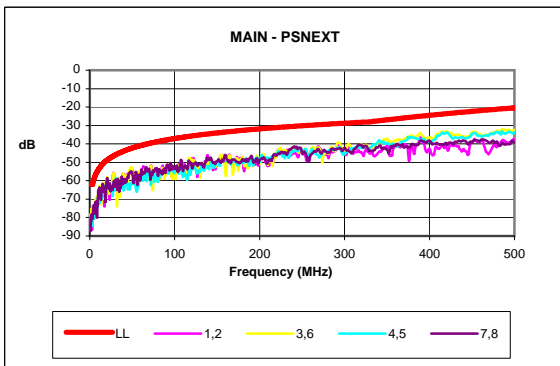
Frequency	Worst Case	TIA Spec
1	-25.1	-19.0
10	-27.8	-19.0
31.3	-31.6	-16.5
62.5	-26.1	-14.0
100	-22.0	-12.0
155	-20.4	-10.1
200	-18.9	-9.0
250	-17.5	-8.0
350	-16.2	-6.6
500	-16.0	-6.0

TEST REPORT 3022866-087



Frequency	Worst Case	TIA Spec
1	-79.5	-65
10	-67.8	-56.6
31.3	-62.8	-48.4
62.5	-55.6	-43.4
100	-56.7	-39.9
155	-48.8	-36.7
200	-51.3	-34.8
250	-46.8	-33.1
350	-40.3	-29.7
500	-34.4	-22

Frequency	Worst Case	TIA Spec
1	-79.3	-65
10	-70.8	-56.6
31.3	-63.1	-48.4
62.5	-57.4	-43.4
100	-55.4	-39.9
155	-51.4	-36.7
200	-52.9	-34.8
250	-47.9	-33.1
350	-43.2	-29.7
500	-35.2	-22

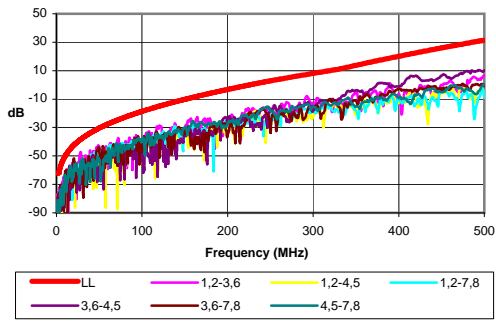


Frequency	Worst Case	TIA Spec
1	-78.8	-62
10	-65.2	-54
31.3	-58.8	-45.7
62.5	-52.8	-40.6
100	-53.3	-37.1
155	-46.8	-33.8
200	-48.8	-31.9
250	-43.6	-30.2
350	-37.1	-26.9
500	-32.4	-20.4

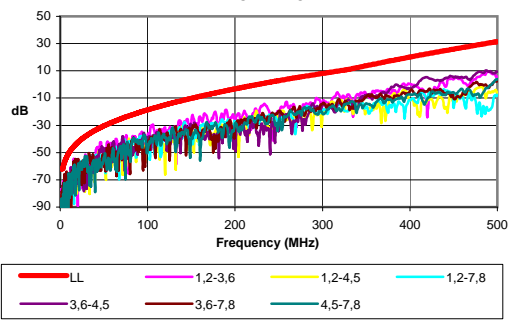
Frequency	Worst Case	TIA Spec
1	-78.7	-62
10	-68	-54
31.3	-60.2	-45.7
62.5	-55.4	-40.6
100	-52.8	-37.1
155	-47.5	-33.8
200	-49.8	-31.9
250	-46.7	-30.2
350	-39	-26.9
500	-32.7	-20.4

TEST REPORT 3022866-079

MAIN - ACR



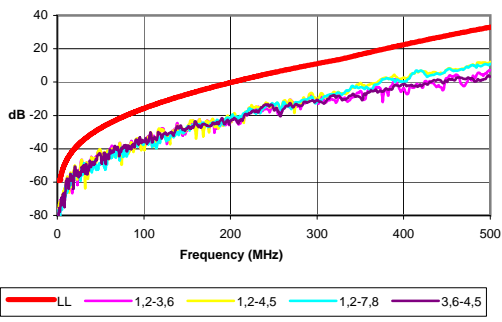
REMOTE - ACR



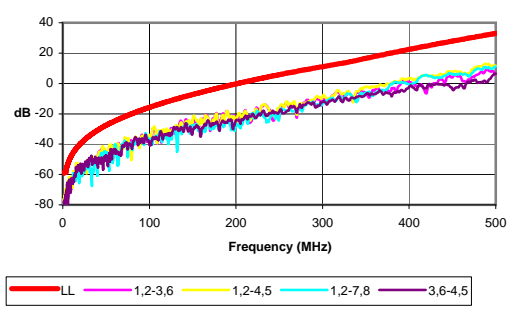
Frequency	Worst Case	TIA Spec
1	-77.9	-62.0
10	-62.4	-50.3
31.3	-53.1	-37.0
62.5	-41.4	-26.9
100	-39.0	-18.6
155	-25.7	-9.5
200	-25.8	-3.3
250	-17.0	2.9
350	-3.7	13.8
500	10.2	31.4

Frequency	Worst Case	TIA Spec
1	-77.7	-62
10	-65.4	-50.3
31.3	-53.2	-37
62.5	-43.2	-26.9
100	-37.1	-18.6
155	-29.1	-9.5
200	-27.4	-3.3
250	-19.4	2.9
350	-7.3	13.8
500	9.4	31.4

MAIN - PSACR



REMOTE - PSACR

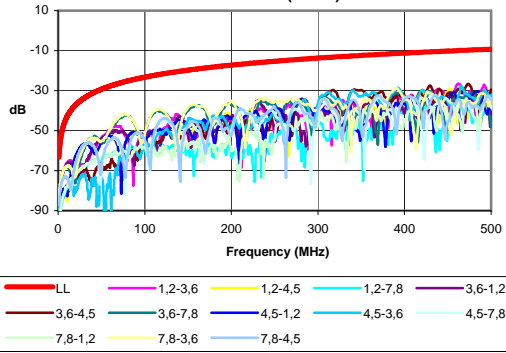


Frequency	Worst Case	TIA Spec
1	-77.2	-59.0
10	-59.8	-47.7
31.3	-48.9	-34.3
62.5	-38.8	-24.1
100	-35.4	-15.8
155	-23.7	-6.6
200	-22.7	-0.4
250	-13.4	5.8
350	-0.6	16.6
500	12.1	33.0

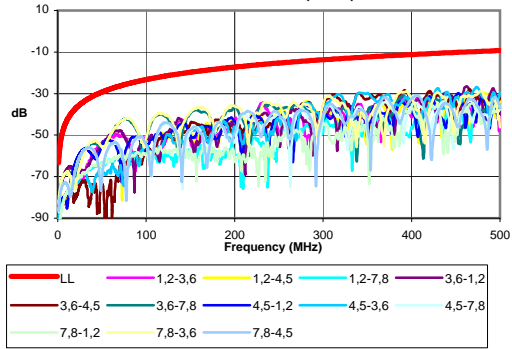
Frequency	Worst Case	TIA Spec
1	-77.1	-59.0
10	-62.5	-47.7
31.3	-50.3	-34.3
62.5	-41.4	-24.1
100	-34.5	-15.8
155	-24.4	-6.6
200	-24.3	-0.4
250	-16.9	5.8
350	-2.5	16.6
500	11.8	33.0

TEST REPORT 3022866-079

MAIN - ELFEXT (ACRF)



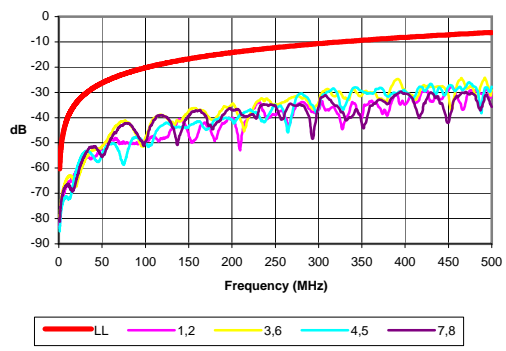
REMOTE - ELFEXT (ACRF)



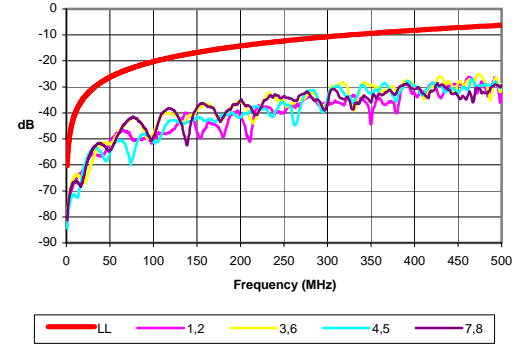
Frequency	Worst Case	TIA Spec
1	-82.8	-63.3
10	-66.4	-43.3
31.3	-56.5	-33.4
62.5	-47.4	-27.3
100	-51.4	-23.3
155	-37.0	-19.5
200	-35.2	-17.2
250	-35.5	-15.3
350	-29.6	-12.4
500	-29.3	-9.3

Frequency	Worst Case	TIA Spec
1	-82.8	-63.3
10	-66.5	-43.3
31.3	-56.5	-33.4
62.5	-47.5	-27.3
100	-51.1	-23.3
155	-37.3	-19.5
200	-36.1	-17.2
250	-35.2	-15.3
350	-29.7	-12.4
500	-29.4	-9.3

MAIN - PSELFEXT



REMOTE - PSELFEXT



Frequency	Worst Case	TIA Spec
1	-79.9	-60.3
10	-64.0	-40.3
31.3	-53.4	-30.4
62.5	-44.9	-24.3
100	-47.8	-20.3
155	-36.2	-16.5
200	-34.6	-14.2
250	-34.6	-12.3
350	-29.5	-9.4
500	-27.7	-6.3

Frequency	Worst Case	TIA Spec
1	-80.2	-60.3
10	-64.4	-40.3
31.3	-53.4	-30.4
62.5	-46.1	-24.3
100	-47.9	-20.3
155	-36.4	-16.5
200	-35.1	-14.2
250	-33.6	-12.3
350	-29.2	-9.4
500	-28.9	-6.3