



3933 US ROUTE 11, CORTLAND, NEW YORK 13045, U.S.A.

Phone Number: 1-800-345-3851 Fax Number: 607-758-3648

PROJECT NO.: 3022866-311

DATE: February 10, 2009

TEST REPORT NO.: 3022866CRT-080

RENDERED TO:

Hubbell Premise Wiring
14 Lord's Hill Road
Stonington, CT 06378

TEST:

Performance testing of the Category 6 cabling configuration as defined in and to the requirements of TIA-568-C.2 (Draft 2.2), *Balanced Twisted Pair Telecommunications Cabling And Components Standard*, with internal channel parameter limits extended per guidelines of TIA TSB-155 (excluding ANEXT).

STATEMENT OF LIMITATIONS:

The purpose of this report is to provide electrical performance data on the test sample. It is not valid to use this report for any other purpose.

STANDARD USED:

ASTM D4566-98 dated December 1998, Standard Test Methods for Electrical Performance Properties of Insulations and Jackets for Telecommunications Wire and Cable.

Proposed TIA-568-C.2 (Draft 2.2), *Balanced Twisted Pair Telecommunications Cabling And Components Standard*, dated December 2008.

AUTHORIZATION:

The project was authorized by Dr. Shadi AbuGhazaleh, representing, Hubbell Premise Wiring.

DATE OF TEST:

10/21/2008

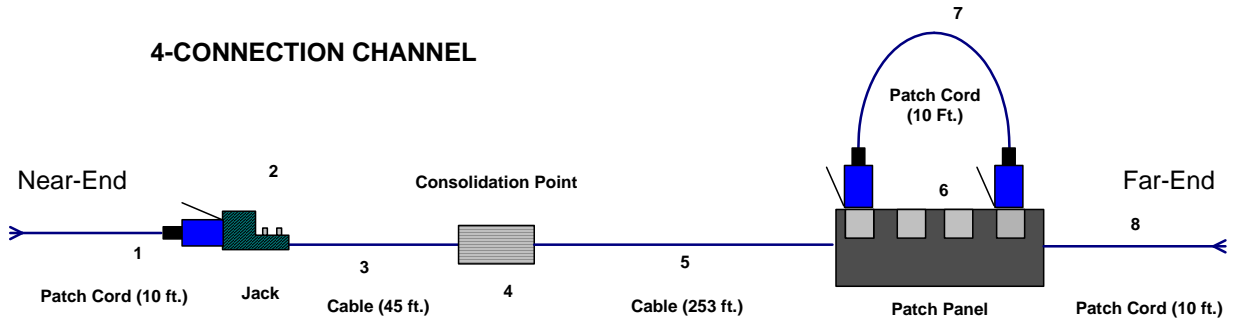
TEST REPORT REVISION HISTORY:

First Issue: February 10, 2009 Original Document

This report is for the exclusive use of Intertek's Client and is provided pursuant to the agreement between Intertek and its Client. Intertek's responsibility and liability are limited to the terms and conditions of the agreement. Intertek assumes no liability to any party, other than to the Client in accordance with the agreement, for any loss, expense or damage occasioned by the use of this report. Only the Client is authorized to copy or distribute this report and then only in its entirety. Any use of the Intertek name or one of its marks for the sale or advertisement of the tested material, product or service must first be approved in writing by Intertek. The observations and test results in this report are relevant only to the sample tested. This report by itself does not imply that the material, product, or service is or has ever been under an Intertek certification program.

SAMPLE DESCRIPTION:

4-CONNECTION CHANNEL



<u>Component ID</u>	<u>Manufacturer</u>	<u>Part Number</u>	<u>Description</u>
1, 7, 8	Hubbell Premise Wiring	PCX6XX ¹ 10	10' C6 Patch Cord
2	Hubbell Premise Wiring	HXJ6	C6 Jack
3, 5	Hubbell Premise Wiring	C6ESPX ²	NEXTSPEED C6E CMP Cable
4	Hubbell Premise Wiring	NS6-110	110 Block
6	Hubbell Premise Wiring	P6E**U ³	C6 Patch Panel

- 1. XX is the color of patch cord (black, blue, etc...)
- 2. X is cable color (blue, grey, etc...)
- 3. '**' is the placeholder for the number of ports in the panel (e.g. 24, 48, etc...)

EQUIPMENT LIST:

The following equipment was employed in conducting the tests.

<u>Equipment Used</u>	<u>Model Number</u>	<u>Serial Number</u>	<u>Calibration Date</u>
Agilent ENA Series Network Analyzer	E5070B	MY42401505	01/14/08

RESULTS:

See appendix A for the test results.

CONCLUSION:

The channel configuration, as previously described, was tested under the SAT program of Intertek in accordance with the standard contained herein, and did comply with the indicated applicable transmission requirements. Alien Crosstalk was not measured.

These procedures and requirements were taken from the standards referred to on page 1.

Reviewed and approved by:

Antoine Pelletier
 Engineer
 Global Cabling Products Testing

Kathy Heath
 Project Coordinator
 Global Cabling Products Testing

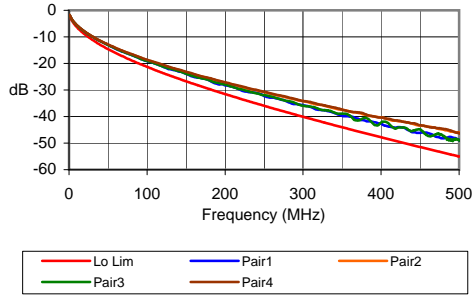
Appendix A
Test results

Any data reported above 500 MHz is for indication only.

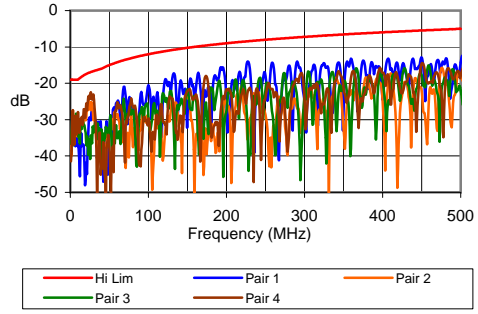
This appendix contains 2 Pages.

TEST REPORT 3022866-080

Insertion Loss



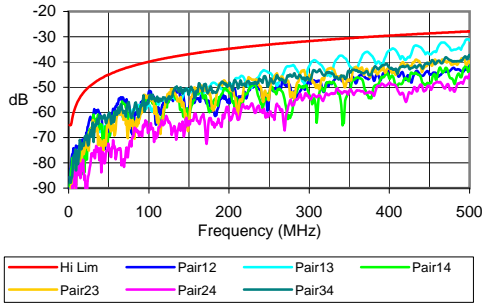
Return Loss



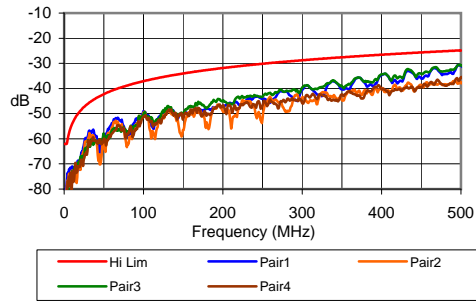
Frequency	Worst Case	Average	TIA Spec
1.0	-1.8	-1.7	-2.2
10.0	-5.6	-5.5	-6.3
31.3	-10.2	-10.1	-11.3
62.5	-14.8	-14.5	-16.4
100.0	-19.1	-18.8	-21.3
155.0	-24.5	-23.9	-27.2
200.0	-28.2	-27.5	-31.5
250.0	-32.1	-31.3	-35.9
350.0	-39.7	-38.3	-44.0
500.0	-48.8	-47.3	-55.0

Frequency	Worst Case	Average	TIA Spec
1.0	-36.3	-39.6	-19.0
10.0	-27.9	-32.3	-19.0
31.3	-27.1	-31.9	-16.5
62.5	-25.2	-31.2	-14.1
100.0	-20.5	-30.5	-12.0
155.0	-18.9	-26.5	-10.1
200.0	-21.7	-26.4	-9.0
250.0	-17.0	-24.5	-8.0
350.0	-19.9	-26.9	-6.6
500.0	-14.2	-20.3	-5.0

NEXT



PSNEXT

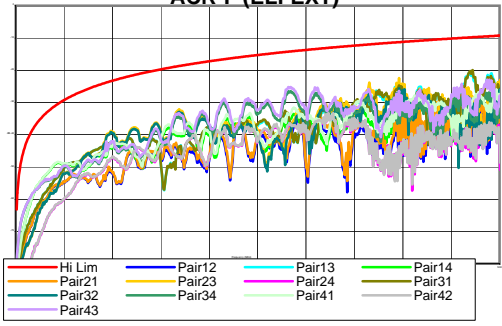


Frequency	Worst Case	Average	TIA Spec
1.0	-85.6	-92.79	-65
10.0	-73.61	-78.87	-56.63
31.3	-60.31	-68.81	-48.47
62.5	-56	-62.80	-43.45
100.0	-51.73	-59.15	-39.93
155.0	-51.17	-56.17	-36.71
200.0	-48.89	-54.58	-34.79
250.0	-44.3	-53.66	-33.14
350.0	-41.46	-47.71	-30.59
500.0	-31.29	-40.31	-27.89

Frequency	Worst Case	Average	TIA Spec
1.00	-84.32	-86.64	-62.00
10.00	-70.90	-73.62	-54.05
31.30	-56.99	-62.96	-45.76
62.50	-53.32	-56.88	-40.67
100.00	-48.91	-53.58	-37.08
155.00	-48.06	-50.78	-33.81
200.00	-45.03	-49.02	-31.86
250.00	-43.48	-47.72	-30.18
350.00	-39.05	-41.89	-27.59
500.00	-30.69	-34.39	-24.84

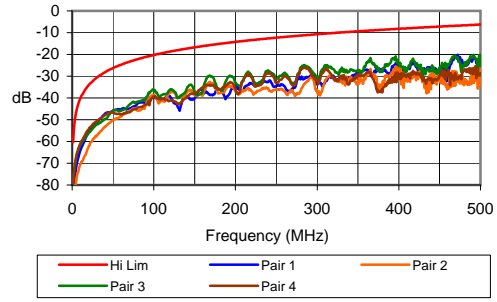
TEST REPORT 3022866-080

ACR-F (ELFEXT)



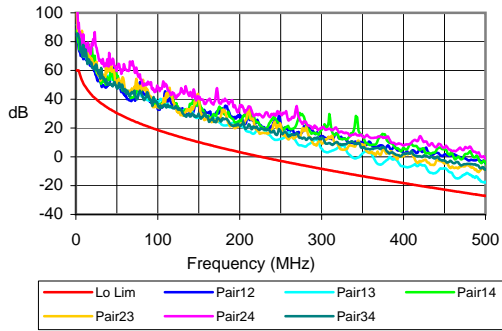
Frequency	Worst Case	Average	TIA Spec
1.0	-79.6	-89.4	-63.3
10.0	-62.5	-69.9	-43.3
31.3	-52.3	-57.9	-33.4
62.5	-48.5	-51.7	-27.4
100.0	-39.1	-45.4	-23.3
155.0	-37.7	-44.3	-19.5
200.0	-36.7	-41.7	-17.3
250.0	-32.6	-39.9	-15.3
350.0	-30.2	-35.6	-12.4
500.0	-24.2	-33.3	-9.3

PSACR-F (PSELFEXT)



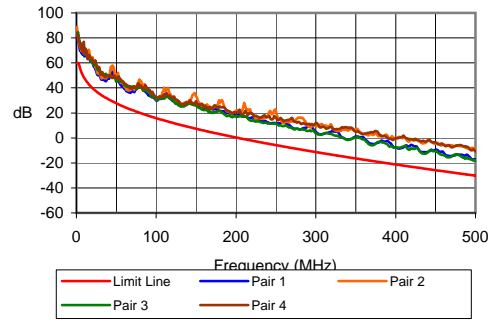
Frequency	Worst Case	Average	TIA Spec
1.0	-79.2	-82.8	-60.3
10.0	-61.2	-63.9	-40.3
31.3	-50.3	-52.4	-30.4
62.5	-44.8	-46.7	-24.4
100.0	-36.4	-40.1	-20.3
155.0	-36.7	-38.8	-16.5
200.0	-33.1	-36.0	-14.3
250.0	-31.1	-34.7	-12.3
350.0	-27.1	-30.2	-9.4
500.0	-21.6	-27.5	-6.3

ACR



Frequency	Worst Case	Average	TIA Spec
1.0	83.9	97.8	60.0
10.0	68.0	74.7	50.3
31.3	50.2	68.1	37.1
62.5	41.5	53.9	27.1
100.0	33.0	49.1	18.6
155.0	27.7	34.5	9.6
200.0	21.8	31.4	3.3
250.0	12.4	26.8	-2.7
350.0	2.5	14.6	-13.4
500.0	-17.5	0.6	-27.1

PSACR



Frequency	Worst Case	Average	TIA Spec
1.0	83.0	85.8	59.7
10.0	67.2	68.6	47.7
31.3	56.9	55.1	34.4
62.5	43.0	43.1	24.3
100.0	38.0	38.9	15.8
155.0	26.4	27.3	6.7
200.0	20.8	22.9	0.4
250.0	14.5	18.4	-5.7
350.0	0.3	4.7	-16.4
500.0	-16.8	-10.1	-30.2