

**LADDER & BASKET TRAY**

**A BASKET TRAY FOR OVERHEAD, 119" LENGTH**

Available Widths	Depth	Catalog No.
4", 6", 8", 12", 16", 18", 20", 22", 24", 26", 28", 30", 32"	2"	<b>HPWW02xx</b>
4", 6", 8", 12", 16", 18", 20", 22", 24", 28"	4"	<b>HPWW04xx</b>
8", 12", 16", 18", 20", 22", 24"	6"	<b>HPWW06xx</b>
8", 12", 16", 18", 20"	8"	<b>HPWW08xx</b>

**xx** = Width: 04, 06, 08, 12, 16, 18, 20, 22, 24, 26, 28, 30, or 32" as available

**B BASKET TRAY SUPPORTS**

Available Widths	Type	Catalog No.
4", 6", 8", 12", 16", 18", 20", 24"	Shelf	<b>HPWWSSPxx</b>
	Center	<b>HPWWCSPxx</b>
12", 16", 18", 20", 24"	Ceiling	<b>HPWWGSPxx</b>
6", 8", 12", 16", 18", 20"	Term	<b>HPWWTSTxx</b>

**xx** = Width: 04, 06, 08, 12, 16, 18, 20, 22, or 24" as available  
Pre-galvanized is standard; add B to end of Catalog Number for Black Painted

**C BASKET TRAY, INSTALLATION ACCESSORIES**

Description	Quantity	Catalog No.
Splice Kit	50	<b>HPWWSKT</b>
Washer Support	50	<b>HPWWST</b>
Vertical down	1	<b>HPWWVDN</b>
Corner Splice	1	<b>HPWCSP</b>
Bar Splice	50	<b>HPWWBSP</b>
Trapeze Kit	50	<b>HPWWTZS</b>

Pre-galvanized is standard; add B to end of Catalog Number for Black Painted

**D LADDER TRAY, CURVED SECTIONS**

Available Widths	Color	Type	Catalog No.
6", 12", 18", 24"	Black	90° Turn	<b>HLFxx90B</b>
		90° Inside	<b>HLIxx90B</b>
		90° Outside	<b>HLOxx90B</b>

**xx** = Width: insert 06, 12, 18, or 24"

**E LADDER TRAY, STRAIGHT SECTIONS**

Available Widths (in)	Color	Length (ft)	Catalog No.
6", 12", 18", 24"	Black	6'	<b>HLS06xxB</b>
		10'	<b>HLS10xxB</b>
	Gray	6'	<b>HLS06xxG</b>
		10'	<b>HLS10xxG</b>

**xx** = Width: insert 06, 12, 18, or 24"

**F LADDER TRAY, SUPPORTS**

Available Widths	Color	Type	Catalog No.
6", 12", 18", 24"	Black	Triangle Support	<b>HLTSBxxB</b>
6", 12", 18"	Black	Radius Drop	<b>HLCDxx</b>

**xx** = Width: insert 06, 12, 18, or 24" as available

**G LADDER TRAY, INSTALLATION ACCESSORIES**

Description	Color	Catalog No.
Splice Kit	Black	<b>HLBSK</b>
T-Junction	Black	<b>HLTK</b>
Ceiling Mount	Black	<b>HLCMK</b>
Swivel Splice	Black	<b>HLSSK</b>

**H BASKET TRAY FOR UNDER FLOOR**

Available Lengths (ft)	Available Widths (in)	Depth (in)	Catalog No.
2'	22"	Flat	<b>HPWU00xxyy</b>
2', 4', 6'	6", 12", 22"	2"	<b>HPWU02xxyy</b>
		4"	<b>HPWU04xxyy</b>
		6"	<b>HPWU06xxyy</b>
	12", 22"	8"	<b>HPWU08xxyy</b>

**xx** = Width: 06, 12, or 22" as available  
**yy** = Length: 02 (2'), 04 (4') or 06 (6') as available  
Pre-galvanized is standard; add B to end of Catalog Number for Black Painted

**RELAY RACKS**

**A RELAY RACKS, #12-24 THREADED**

Available Heights	Rack Units	Rails	Catalog No.
48", 66", 84", 90"	24, 36, 45, 48	3"	<b>HPWxxRR19</b>
84"	45	6"	<b>HPW84RR19D</b>

**xx** = Height: insert 48, 66, 84 or 90"

**B 4 POST SERVER FRAMES**

Height	Available Depths	Mount	Catalog No.
84", 45RU	24", 29", 36", 42", 48"	M6 Cage Nut #12-24 threaded	<b>SF8419xx</b> <b>SF8419xxT</b>

**xx** = Depth: insert 24, 29, 36, 42 or 48"

**C iFRAME® INTEGRATED CABLE MANAGEMENT**

Height	Depth	Mount	Catalog No.
84", 45RU	14"	M6 Cage Nut	<b>IS7</b>
	18"	#12-24 thread	<b>IS70718</b>
	20"	#12-24 thread	<b>IS70920</b>

**SHELVING**

Depth (in)	Capacity	Type	Catalog No.
14"	50lb	Solid	<b>MCCCS19</b>
		Perforated	<b>MCCCS19P</b>
19"	75lb	Solid	<b>MCCCS19</b>
20"	200lb	Solid	<b>MCCCS19HD</b>

**D iFRAME® ACCESSORIES**

Use With	Cable Mgmt Catalog No.	4-Post Catalog No.
IS7	<b>ICKC</b>	<b>ISK4P</b>
IS70718	<b>ICKCL7</b>	<b>ISK4P7</b>
IS70920	<b>ICKCL9</b>	<b>ISK4P9</b>

**FULL SIZE ENCLOSURES**

**FULL SIZE ENCLOSURES**

Rail	Width	Height	Available Depths	Catalog No.
<b>A</b> #12-24	30"	80" 43RU	32", 36"	<b>H2N80xx</b>
		84" 45RU	32", 36", 42", 48"	<b>H2N84xx</b>
		90" 48RU	42", 48"	<b>H2N90xx</b>
<b>B</b> M6	24"	80" 43RU	42", 48"	<b>H2S80xx</b>
		84" 45RU	36", 42", 48"	<b>H2S84xx</b>
		90" 48RU	42", 48"	<b>H2S90xx</b>

**xx** = Depth: insert 32, 36, 42 or 48" as available

**CHIMNEYS FOR FULL SIZE ENCLOSURES**

Cabinet	Height Min.	Height Max.	Catalog No.
Network	21"	36"	<b>H2NCH2136</b>
	36"	66"	<b>H2NCH3666</b>
Server	21"	36"	<b>H2SCH2136</b>
	36"	66"	<b>H2SCH3666</b>

**RAIL ACCESSORIES**

Cabinet	Height (in)	Catalog No.
M6 rail for Network	80", 84", 90"	<b>H2NM6Rxx</b>

**xx** = Height: insert 80, 84 or 90"

**FULL SIZE ENCLOSURE ACCESSORIES**

Cabinet	Description	Catalog No.
Network, Server	Cabinet Joining Kit	<b>H2JKT</b>
	Right hand door hinges	<b>H2RH</b>
	Caster Kit	<b>H2KMB</b>
Network	Fan Kit	<b>H2KNF</b>
Server	Fan Kit	<b>H2KSF</b>

Cable Management	Mounted Cabinets	Ladder & Basket Tray	Relay Racks	Full Size Enclosures	Grounding & Bonding
------------------	------------------	----------------------	-------------	----------------------	---------------------

**GROUNDING & BONDING**

**BUSBARS\*, 95% COPPER**

Height	Length	Mount	Catalog No.
<b>A</b> 0.75"	19"	Rail	<b>HBBBHR19KT</b>
	36"	Off-Rail	<b>HBBBVR36KT</b>
<b>B</b> 2"	10"	Wall	<b>HBBB14210A</b>
	24"	Wall	<b>HBBB14224B</b>
<b>C</b> 4"	16"	Wall	<b>HBBB14416H</b>
	20"	Wall	<b>HBBB14420J</b>

\*Insulators included  
95% Copper is standard; add TP to the end of Catalog Number for Tin Plated

**D MOUNTING BRACKETS**

Mount	Qty	Catalog No.
Ladder	10	<b>HGBTEBCBRKL10</b>
Basket Tray	10	<b>HGBTEBCBRKW10</b>
Extruded Ladder	1	<b>HGBTEBCBRKR</b>
Wall, Insulator	1	<b>HGBSETH</b>
Rail	1	<b>HGBVRBKT</b>

**E BONDING JUMPERS**

Type	Length	Qty	Mount	Catalog No.
Lug	9"	1	Ladder	<b>HGRKTD9D</b>
Split Bolt	9"	5	Basket Tray	<b>HGRKTWB5</b>

**F BONDING CONDUCTORS**

Type	Length	Qty	Catalog No.
Lug	90", 144", 240", 360", 600", 900"	1	<b>HGRKTXxxD</b>

**xx** = Length: insert 90, 144, 240, 360 or 900"

**G RAISED FLOOR CLAMPS**

Pedestal	Range	Catalog No.
Round, Square	0.75"-1.88"	<b>HGBGXP1828RF</b>
Round	1-1.25"	<b>HGBGP1526G1</b>
Round, Square	0.75-1"	<b>HGBGRF4C3</b>



Busbar



Bonding Jumper Kit



Horizontal Rack Power Strip



Cable Ties

**ALSO AVAILABLE**

**POWER STRIPS**

Mount	Amp/Volts	Outlets	Catalog No.
Vertical	15A-120V	10 Outlets	<b>PR104</b>
	20A-120V	10 Outlets	<b>PR10420</b>
Horizontal Rack	15A-120V	20 Outlets	<b>PR20620</b>
		0 Frt, 10 Rear	<b>HPWPWR</b>
	20A-120V	0 Frt, 6 Rear	<b>PR0615</b>
		0 Frt, 10 Rear	<b>PR10120</b>
20/16A-120/250V	0 Frt, 10 Rear, w Current Monitor	<b>PR1020</b>	
	10 Frt, 0 Rear	<b>PR10720</b>	

**VELCRO® BRAND ONE-WRAP® CABLE TIES**

	Catalog No.
	<b>HPWCVFxxB</b>

**xx** = Color: insert BK (Black), BL (Blue), OR (Orange), RD (Red), or YL (Yellow)

**BULK VELCRO® PUCK**

Description	Catalog No.
1"W x 10'L, 10-pack	<b>HPWCVFBK120</b>
0.5"W x 75'L	<b>HVFBK575</b>
0.5"W x 600'L	<b>HVFBK5600</b>

**VELCRO® BRAND FASTENERS**

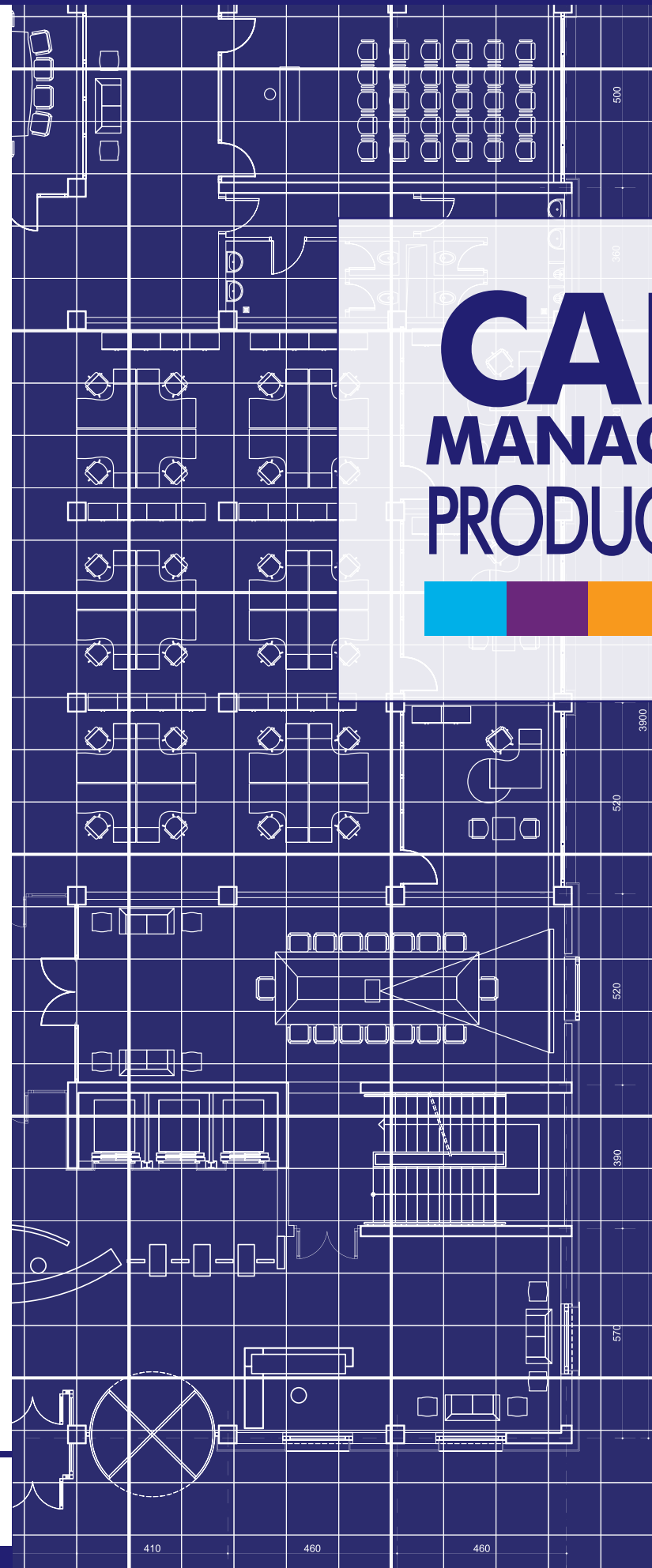
Length	Qty	Catalog No.
22"L	10	<b>MCCMV22BK10</b>
5"L	10	<b>MCCMV5xx10</b>
9"L	10	<b>MCCMV9xx10</b>

**xx** = Color: insert BK (Black), BL (Blue), OR (Orange), PK (Pink), RD (Red), or YL (Yellow)


**RAIL MOUNTED SECURITY ENCLOSURE**

Min. Height (RU)	Max. Height (RU)	Catalog No.
4	6	<b>HSE46</b>
7	12	<b>HSE712</b>

VELCRO® and ONE-WRAP® are registered trademarks of Velcro Industries, B.V.



**CABLE MANAGEMENT PRODUCT GUIDE**





# HUBBELL® Premise Wiring

## CABLE MANAGEMENT

### A M SERIES VERTICAL CABLE MANAGERS

Available Widths	Front Depth	Rear Depth	Catalog No.
6", 8", 10", 12"	10"	-	<b>VMx10</b>
		3"	<b>VMx13</b>
		8"	<b>VMx18</b>
		10"	<b>VMx20</b>

x = Width: 6, 8, 10 or 12"

### B M SERIES HORIZONTAL CABLE MANAGERS

Available Heights (RU)	Front Depth	Rear Depth	Cover	Catalog No.
1, 2, 3, 4	4"	-	Included	<b>HMx4C</b>
	7"	-	Included	<b>HMx7C</b>
	7"	7"	Included	<b>HMx77C</b>
	4"	-	-	<b>HMx4</b>

x = Height: 1, 2, 3 or 4 RU

### C S SERIES VERTICAL CABLE MANAGERS

Width	Front Depth	Rear Depth	Full Kit	Catalog No.
4"	6"	3"	-	<b>VS74x</b>
6"	6"	3"	-	<b>VS76x</b>
6"	6"	3"	2 verticals + relay rack	<b>CS1976x</b>

x = Add H to end of Catalog Number for Hinged Cover

### D S SERIES HORIZONTAL CABLE MANAGERS

Available Heights (RU)	Front Depth	Cover	Catalog No.
1, 2	3"	-	<b>HSx3</b>
		Included	<b>HSx3C</b>

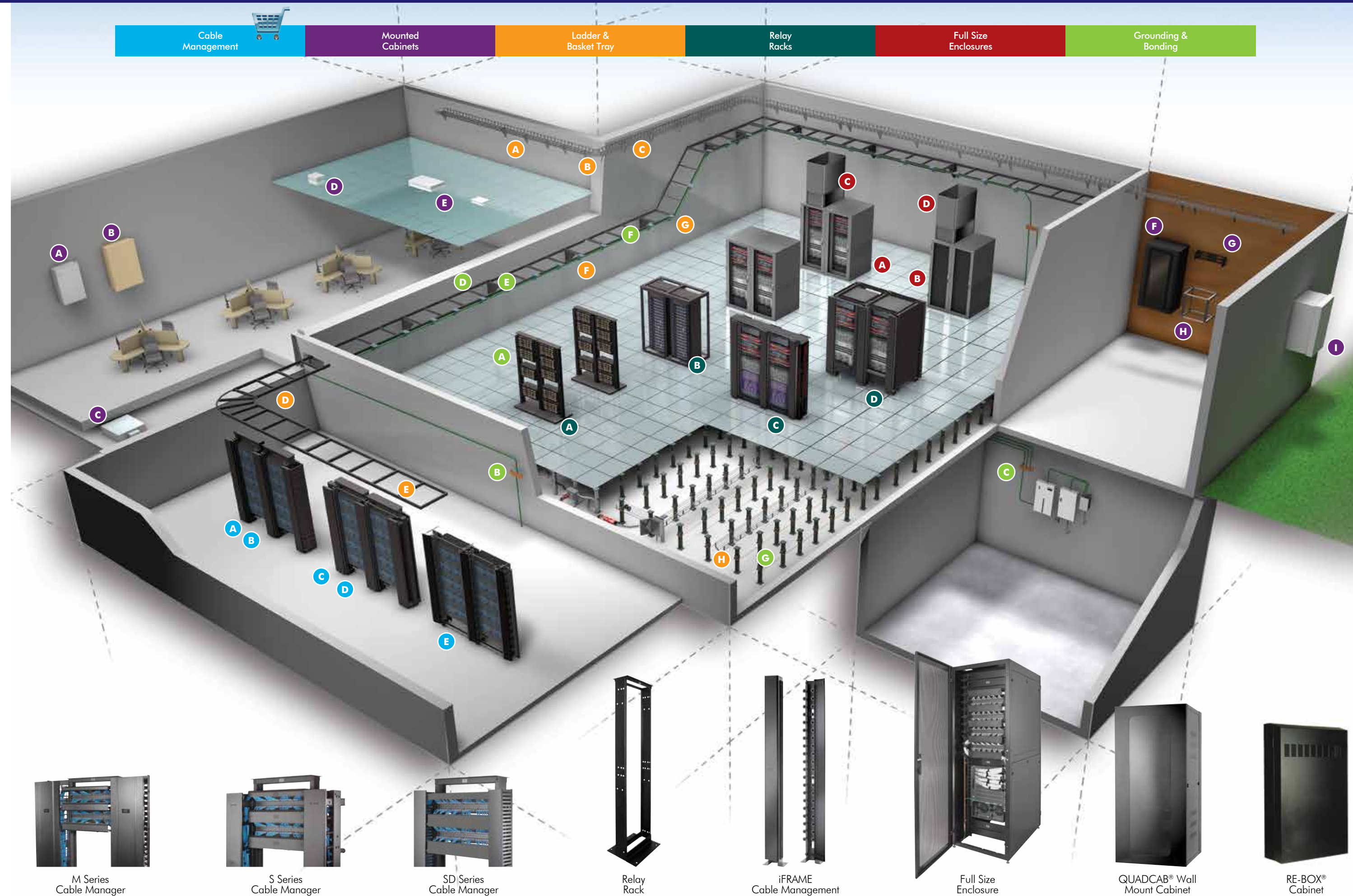
x = Height: 1 or 2 RU

### E SD SERIES CABLE MANAGERS

Type	Depth	Dimension	Catalog No.
Vertical	4"	5" width	<b>VSD45</b>
Horizontal	3"	1 RU	<b>HSD13</b>
Horizontal	3"	2 RU	<b>HSD23</b>

### CABLE MANAGEMENT SPOOLS

Type	Quantity	Depth	Catalog No.
Spool	50	3"	<b>ICKS5</b>
		6"	<b>ICKS56</b>
		9"	<b>ICKS59</b>



M Series Cable Manager

S Series Cable Manager

SD Series Cable Manager

Relay Rack

iFRAME Cable Management

Full Size Enclosure

QUADCAB® Wall Mount Cabinet

RE-BOX® Cabinet

## MOUNTED CABINETS

### A CONSOLIDATION POINT ENCLOSURES

Dimensions	Color	Catalog No.
21"x14.5"x4.5"	Ivory	<b>CPE1</b>
	Black	<b>CPEB</b>

### B RE-BOX® 100LB CAPACITY CABINET

Maximum Switch Depth	Rack Units	Catalog No.
14"	2	<b>RE2x</b>
	5	<b>RE4x</b>
22"	5	<b>RE4Xx</b>

x = Color: Light Gray is standard, add B for Black

### ZONE BOXES

Description	Rack Units	Catalog No.
Raised floor mount	4	<b>ZAFB4U6</b>
	8	<b>ZAFB8U8</b>
Ceiling mount	5	<b>ZCB5UP</b>
	7	<b>ZCB7UA</b>

### E CEILING ENCLOSURES

Description	Catalog No.
White	<b>AVCE1</b>
Plenum Rated, White	<b>AVCE1P</b>
Data kit included	<b>AVCE1KIT</b>
Wireless Access Point	<b>WBC1</b>
Cisco® Aironet® 1200	<b>WBC12</b>

### F QUADCAB®, 400LB CAPACITY WALL MOUNT CABINETS

Available Depths	Rack Units	Door Style	Catalog No.
20", 26", 36"	12	Window	<b>HSQ24xx</b>
		Solid	<b>HSQ24Sxx</b>
	19	Window	<b>HSQ36xx</b>
		Solid	<b>HSQ36Sxx</b>
	26	Window	<b>HSQ48xx</b>
		Solid	<b>HSQ48Sxx</b>

xx = Depth: 20" is standard, add 26 for 26", 36 for 36"

### G WALL MOUNT BRACKET, BOTTOM HINGE

Available Depths	Rack Units	Catalog No.
4"	1	<b>HPWWB1Ux</b>
4", 8"	2	<b>HPWWB2Ux</b>
4", 8"	4	<b>HPWWB4Ux</b>
4", 8", 18"	8	<b>HPWWB6Ux</b>

x = Depth: 4, 8 or 18" as available

### WALL MOUNT BRACKET, SIDE HINGE

Available Depths	Height	Catalog No.
4", 8"	1U	<b>BRMCCMB19X35Xx</b>
	2U	<b>BRMCCMB19X7Xx</b>

x = Depth: 4 or 8"

### H WALL MOUNT SWING FRAME

Available Heights	Rack Units	Catalog No.
24", 36", 48"	12, 19, 26	<b>HPWWMRxx</b>

xx = Height: 24, 36 or 48"

### I RE-BOX® INDUSTRIAL ENCLOSURE, NEMA RATED

Available Heights	NEMA	Catalog No.
24", 36", 48"	4R	<b>IRxUG</b>
24", 36"	4X	<b>IRxUSS</b>

x = Height: Insert 2 for 24", 3 for 36" or 4 for 48"

Cisco® and Aironet® are registered trademarks of Cisco Systems, Inc.

