



## NEXTSPEED® Field Termination Plugs

### Category 6 and 6A

SP series field terminating plugs provide a fast and secure solution for direct-connect applications. Direct-connect is often used for the following:

- Wireless access points
- HDBaseT extenders
- IP security cameras
- IP access control
- IP audio
- PoE lighting
- 10GBASE-T direct attach cable assemblies
- Transition cables

Hubbell's SP6 series plugs support 5 Gigabit networks while SP6A is designed to support 10 Gigabit links. They can be easily terminated by hand without the need for special tools. Termination is accomplished by simply inserting the conductors into the wire manager and then squeezing the plug body around the wire manager to terminate all eight conductors simultaneously. Re-termination is easily accomplished by reversing these steps. This termination method ensures repeatable, reliable terminations.

#### FEATURES

- Rugged die-cast housing supports shielded and non-shielded applications
- Fast easy lace wire manger speeds up termination
- Easily terminate and re-terminate by hand without special tools
- Cord compression nut provides uniform pressure and superior strain relief
- Slim width supports high density switch applications
- Universal wiring: ANSI/TIA-T568A or T568B
- Category 6A and Category 6 channel compliant



#### SPECIFICATIONS

- Cable supported:
  - F/FTP, S/FTP, F/UTP and UTP
  - Cable jacket O.D. 0.236–0.315" (6–8mm)
- Conductor:
  - Solid: #23–26AWG
- Performance:
  - ANSI/TIA-568-C.2 Cat6A and Cat6 channel
- Full 802.3bt (4PPoE) support, Type 3 and 4



# NEXTSPEED® Field Termination Plugs



## NEXTSPEED® Field Termination Plugs

Description	Catalog No.
Category 6A	<b>SP6A</b>
Category 6	<b>SP6</b>



## NEXTSPEED® Ascent Category 6A UTP Cable

4-pair	Plenum Spool	Riser Spool
Blue	<b>C6ASPB</b>	<b>C6ASRB</b>
Gray	<b>C6ASPGY</b>	<b>C6ASRGY</b>
White	<b>C6ASPW</b>	<b>C6ASRW</b>
Yellow	<b>C6ASPY</b>	<b>C6ASRY</b>



## NEXTSPEED® Ascent Category 6A RD Cable

Color	Riser Spool	Plenum Spool
Blue	<b>C6ASRDSB</b>	<b>C6ASPDSB</b>
Gray	<b>C6ASRDSGY</b>	<b>C6ASPDSGY</b>
Orange	<b>C6ASRDSOR</b>	<b>C6ASPDSOR</b>
Red	<b>C6ASRDSRD</b>	<b>C6ASPDSRD</b>
White	<b>C6ASRDSW</b>	<b>C6ASPDSW</b>
Yellow	<b>C6ASRDSY</b>	<b>C6ASPDSY</b>



## NEXTSPEED® Category 6 UTP Cable

4-pair; NVP: Plenum 70%, Riser 68%

Color	REELEX® Plenum Box	REELEX® Riser Box
Blue	<b>C6RPB</b>	<b>C6RRB</b>
Gray	<b>C6RPGY</b>	<b>C6RRGY</b>
White	<b>C6RPW</b>	<b>C6RRW</b>
Yellow	<b>C6RPY</b>	<b>C6RRY</b>



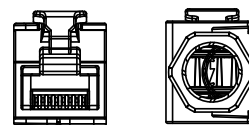
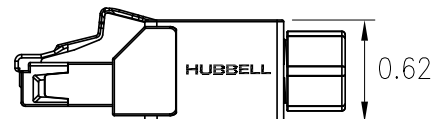
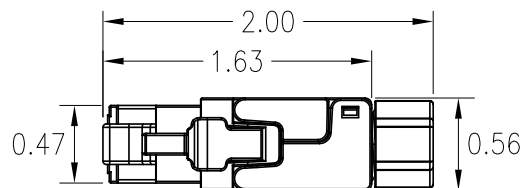
## NEXTSPEED® Ascent Jacks

Unit of Measure	Category 6A	Category 6
Single pack	<b>HJ6Axx</b>	<b>HXJ6xx</b>
25-pack	<b>HJ6Axx25</b>	<b>HXJ6xx25</b>

xx = Color: **BK** (Black), **B** (Blue), **EI** (Electric Ivory), **GL** (Gold), **GY** (Gray), **GN** (Green), **OW** (Office White), **OR** (Orange), **P** (Purple), **R** (Red), **W** (White) and **Y** (Yellow)

Note: Gold and Purple available in 25-pack only.

## Dimensions



## Category 6A Component Patch Panels, 19"

Format	Color	24-Port, 1RU	48-Port, 2RU	96-Port, 4RU
Standard	Black	<b>HP6A24</b>	<b>HP6A48</b>	<b>HP6A96</b>
Standard	White	<b>HP6A24W</b>	<b>HP6A48W</b>	-
Angled	Black	<b>HP6A24A*</b>	<b>HP6A48A*</b>	-

\*Angled panels protrude 4.46" from the plane of the rack. One extra inch of space is recommended between the door and panel angle.

## Category 6 Patch Panels, 19"

Format	Color	24-Port, 1RU	48-Port, 2RU	96-Port, 4RU
Standard	Black	<b>HP624</b>	<b>HP648</b>	<b>HP696</b>
Standard	White	<b>HP624W</b>	<b>HP648W</b>	<b>HP696W</b>
Angled	Black	<b>HP624A*</b>	<b>HP648A*</b>	-

\*Angled panels protrude 4.46" from the plane of the rack. One extra inch of space is recommended between the door and panel angle.

## Jack Patch Panels, Unloaded, 19"

Format	24-Port, 1RU	48-Port, 2RU	72-Port, 3RU	High-Density, 48-Port, 1RU
Standard	<b>HPJ24</b>	<b>HPJ48</b>	<b>HPJ72</b>	<b>UDX48E1U</b>
Angled	<b>HPJ24A</b>	<b>HPJ48A</b>	-	<b>UDX48A1U</b>